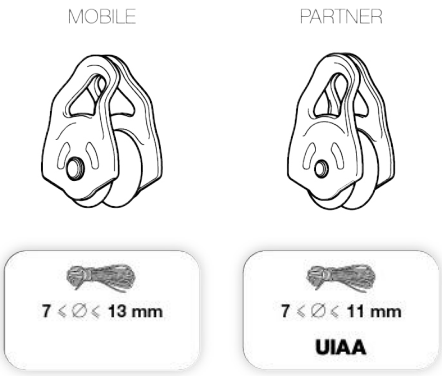


MOBILE

PARTNER

CE 0082 **EN 12278: 2007** individually tested

Pulley
Poulie



1. Field of application (text part) Champ d'application (partie texte)

2. Nomenclature Nomenclature

MOBILE

1
2
3

Patented

4 bis

PARTNER

1
2
3

Patented

4

3. Inspection, points to verify Contrôle, points à vérifier

PPE checking
Vérification EPI

PETZL.COM

Traceability and markings Traçabilité et marquage

MOBILE

PARTNER

CE 0082

a. Body controlling the manufacture of this PPE
b. Notified body that carried out the EU type inspection

APAVE SUDEUROPE SAS
8 rue Jean-Jacques Vermezza
Z.A.C. Saumathy-Sion - CS 60193
13222 Marseille CEDEX 16
N°0082

c. Traceability: **datamatrix**

d. Diameter

e. Individual number
YY M 0000000 000

f. Year of manufacture
g. Month of manufacture
h. Batch number
i. Individual identifier

j. Standards

k. Carefully read the instructions for use

l. Manufacturer address

4. Compatibility (text part) Compatibilité (partie texte)

5. Strength Résistance

5A. Working load limit /
Valeur d'utilisation maxi

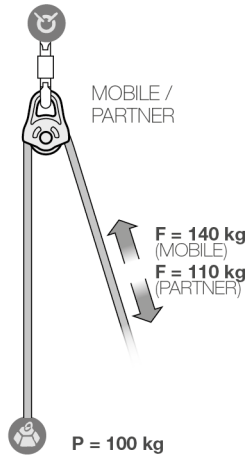
5 kN

2,5 kN 2,5 kN

5B. Breaking load /
Charge de rupture

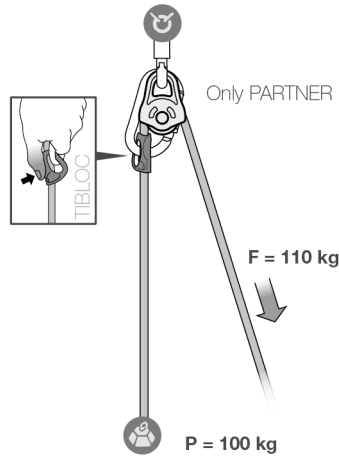
15 kN

6A. Simple pulley system



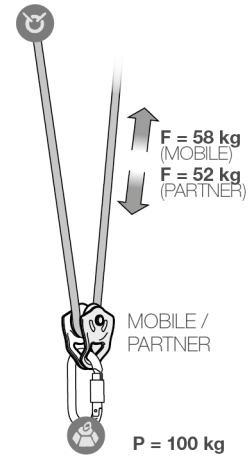
	MOBILE	PARTNER
Theoretical force	$F = P$	$F = P$
	$F = 1,4 P$	$F = 1,1 P$
	$F = 2 P$	$F = 2 P$

with progress capture



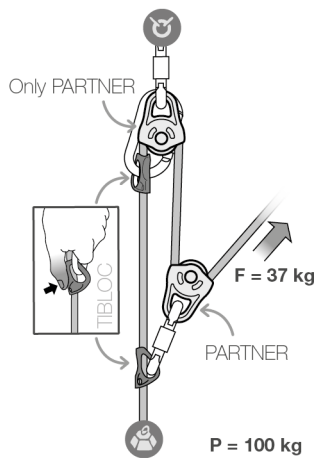
Theoretical force	$F = P$
	$F = 1,1 P$
	$F = 2 P$

6B. 2:1 hauling system



	MOBILE	PARTNER
Theoretical force	$F = 0,5 P$	$F = 0,5 P$
	$F = 0,58 P$	$F = 0,52 P$
	$F = 0,66 P$	$F = 0,66 P$

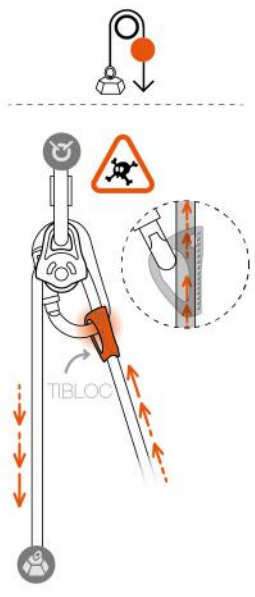
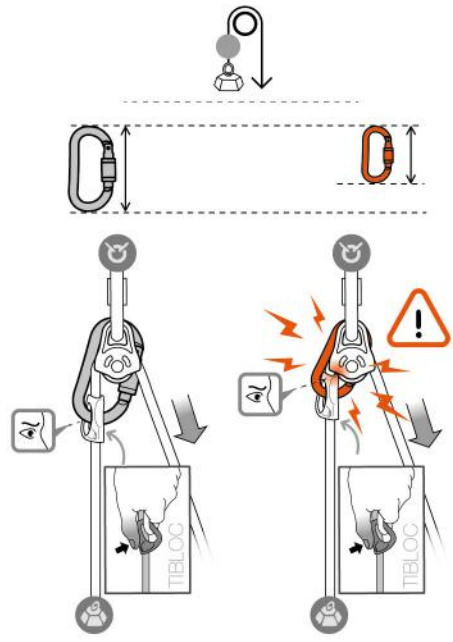
6C. 3:1 hauling system with progress capture



Theoretical force	$F = 0,33 P$
	$F = 0,37 P$
	$F = 0,57 P$

7. Progress capture systems
Systèmes anti-retour

 **Occasional use**
Utilisation occasionnelle



8. Positioning and redirection
Positionnement et renvoi

